

# Epi Info

[Results Library](#)

Current View: C:\EPI6\Data\Turner\Turner Year 2 Alcohol Abuse Database.xls:GRAAY2S

Record Count: 646

Date: 12/16/2011 12:18:48 PM

**FREQ Class\_Action Community\_Service Gender Grade\_\_11\_12\_ Other Parent\_Education Race Rally\_Assembly School\_\_11\_12\_ Teen\_Maze TGFD Video\_JournClass YouthLead**

[Next Procedure](#)  
[Class Action](#)  
[Community Service](#)  
[Gender](#)  
[Grade \(11/12\)](#)  
[Other](#)  
[Parent Education](#)  
[Race](#)  
[Rally/Assembly](#)  
[School \(11/12\)](#)  
[Teen Maze](#)  
[TGFD](#)  
[Video/JournClass](#)  
[YouthLead](#)

---

## Class Action

[Forward](#)

Class Action	Frequency	Percent	Cum Percent	
0	544	84.5%	84.5%	
1	100	15.5%	100.0%	
<b>Total</b>	<b>644</b>	<b>100.0%</b>	<b>100.0%</b>	

### 95% Conf Limits

0 81.4% 87.1%

1 12.9% 18.6%

---

## Community Service

[Back](#) [Forward](#) [Current Procedure](#)

Community Service	Frequency	Percent	Cum Percent	
0	612	95.0%	95.0%	
1	32	5.0%	100.0%	
<b>Total</b>	<b>644</b>	<b>100.0%</b>	<b>100.0%</b>	

### 95% Conf

**Limits**

0 93.0% 96.5%

1 3.5% 7.0%

**Gender**[Back](#) [Forward](#) [Current Procedure](#)

Gender	Frequency	Percent	Cum Percent	
Female	314	48.8%	48.8%	
Male	330	51.2%	100.0%	
<b>Total</b>	644	100.0%	100.0%	

**95% Conf Limits**

Female 44.8% 52.7%

Male 47.3% 55.2%

**Grade (11/12)**[Back](#) [Forward](#) [Current Procedure](#)

Grade (11/12)	Frequency	Percent	Cum Percent	
9	87	25.2%	25.2%	
10	94	27.2%	52.5%	
11	99	28.7%	81.2%	
12	65	18.8%	100.0%	
<b>Total</b>	345	100.0%	100.0%	

**95% Conf  
Limits**

9 20.8% 30.2%

10 22.7% 32.3%

11 24.0% 33.8%

12 14.9% 23.5%

**Other**[Back](#) [Forward](#) [Current Procedure](#)




Other	Frequency	Percent	Cum Percent	
0	633	98.3%	98.3%	
1	11	1.7%	100.0%	
<b>Total</b>	644	100.0%	100.0%	

**95% Conf Limits**

0 96.9% 99.1%

1 0.9% 3.1%

**Parent Education**[Back](#) [Forward](#) [Current Procedure](#)






Parent Education	Frequency	Percent	Cum Percent	
0	504	78.3%	78.3%	
1	140	21.7%	100.0%	
<b>Total</b>	644	100.0%	100.0%	

**95% Conf Limits**

0 74.8% 81.3%

1 18.7% 25.2%

**Race**[Back](#) [Forward](#) [Current Procedure](#)

Race	Frequency	Percent	Cum Percent	
American Indian or Alaska Native	1	0.2%	0.2%	
Asian	2	0.3%	0.5%	
Black	353	54.8%	55.3%	
Hispanic	17	2.6%	57.9%	
Multiracial	5	0.8%	58.7%	
White	266	41.3%	100.0%	
<b>Total</b>	644	100.0%	100.0%	

**95% Conf Limits**

American Indian or Alaska Native 0.0% 1.0%

Asian 0.1% 1.2%




Black 50.9% 58.7%

Hispanic 1.6% 4.3%

Multiracial 0.3% 1.9%

White 37.5% 45.2%

**Rally/Assembly**[Back](#) [Forward](#) [Current Procedure](#)

Rally/Assembly	Frequency	Percent	Cum Percent	
0	173	26.9%	26.9%	
1	471	73.1%	100.0%	
<b>Total</b>	644	100.0%	100.0%	



**95% Conf  
Limits**

0 23.5% 30.5%

1 69.5% 76.5%

**School (11/12)**

[Back](#) [Forward](#) [Current Procedure](#)




School (11/12)	Frequency	Percent	Cum Percent	
TCHS	345	100.0%	100.0%	
<b>Total</b>	345	100.0%	100.0%	

**95% Conf Limits**

TCHS 100.0% 100.0%

**Teen Maze**

[Back](#) [Forward](#) [Current Procedure](#)

Teen Maze	Frequency	Percent	Cum Percent	
0	235	36.5%	36.5%	
1	409	63.5%	100.0%	
<b>Total</b>	644	100.0%	100.0%	




**95% Conf  
Limits**

0 32.8% 40.4%

1 59.6% 67.2%

**TGFD**

[Back](#) [Forward](#) [Current Procedure](#)

TGFD	Frequency	Percent	Cum Percent	
0	550	85.4%	85.4%	
1	94	14.6%	100.0%	
<b>Total</b>	644	100.0%	100.0%	

**95% Conf  
Limits**

0 82.4% 88.0%

1 12.0% 17.6%

**Video/JournClass**

[Back](#) [Forward](#) [Current Procedure](#)

Video/JournClass	Frequency	Percent	Cum Percent	
0	584	90.7%	90.7%	
1	60	9.3%	100.0%	
<b>Total</b>	644	100.0%	100.0%	

**95% Conf  
Limits**

0 88.1% 92.8%

1 7.2% 11.9%

**YouthLead**

[Back](#) [Forward](#) [Current Procedure](#)

YouthLead	Frequency	Percent	Cum Percent	
0	601	93.3%	93.3%	
1	43	6.7%	100.0%	
<b>Total</b>	644	100.0%	100.0%	

**95% Conf  
Limits**

0 91.0% 95.1%

1 4.9% 9.0%